

**Lehigh University**  
**Fall 2016 - Office of Institutional Research**

**Course:** ENGL\_115-010-FA16-01: Illness Narratives(Includes HMS 115-010)

**Instructor:** James McAdams \*

**1 - Overall, the instructor's teaching was effective**

**James McAdams**

Response Option	Weight	Frequency	Percent	Percent Responses				Means			
Agree Strongly	(5)	17	85%								
Agree Somewhat	(4)	3	15%								
Neutral	(3)	0	0%								
Disagree Somewhat	(2)	0	0%								
Disagree Strongly	(1)	0	0%								
				0	25	50	75	100	Instructor	Department	College
Return Rate	Mean	STD	Median	Department	Mean	STD	Median	College	Mean	STD	Median
20/27 (74.07%)	4.85	0.37	5.00	1,223	4.64	0.66	5.00	12,623	4.44	0.90	5.00

**2 - Overall, the quality of the course was good**

Response Option	Weight	Frequency	Percent	Percent Responses				Means			
Agree Strongly	(5)	17	85%								
Agree Somewhat	(4)	3	15%								
Neutral	(3)	0	0%								
Disagree Somewhat	(2)	0	0%								
Disagree Strongly	(1)	0	0%								
				0	25	50	75	100	Instructor	Department	College
Return Rate	Mean	STD	Median	Department	Mean	STD	Median	College	Mean	STD	Median
20/27 (74.07%)	4.85	0.37	5.00	1,220	4.59	0.73	5.00	12,473	4.43	0.90	5.00

**3 - The instructor stated clearly what was expected of the students**

**James McAdams**

Response Option	Weight	Frequency	Percent	Percent Responses				Means			
Agree Strongly	(5)	13	65%								
Agree Somewhat	(4)	5	25%								
Neutral	(3)	0	0%								
Disagree Somewhat	(2)	2	10%								
Disagree Strongly	(1)	0	0%								
				0	25	50	75	100	Instructor	Department	College
Return Rate	Mean	STD	Median	Department	Mean	STD	Median	College	Mean	STD	Median
20/27 (74.07%)	4.45	0.94	5.00	1,225	4.64	0.71	5.00	12,610	4.52	0.83	5.00

**4 - The instructor presented the material clearly**

**James McAdams**

Response Option	Weight	Frequency	Percent	Percent Responses				Means			
Agree Strongly	(5)	16	80%								
Agree Somewhat	(4)	3	15%								
Neutral	(3)	1	5%								
Disagree Somewhat	(2)	0	0%								
Disagree Strongly	(1)	0	0%								
				0	25	50	75	100	Instructor	Department	College
Return Rate	Mean	STD	Median	Department	Mean	STD	Median	College	Mean	STD	Median
20/27 (74.07%)	4.75	0.55	5.00	1,225	4.66	0.66	5.00	12,611	4.41	0.95	5.00

**Lehigh University**  
**Fall 2016 - Office of Institutional Research**

**Course:** ENGL\_115-010-FA16-01: Illness Narratives(Includes HMS 115-010)

**Instructor:** James McAdams \*

**5 - The instructor gave good examples of the concepts**

**James McAdams**

Response Option	Weight	Frequency	Percent	Percent Responses				Means			
Agree Strongly	(5)	17	85%								
Agree Somewhat	(4)	3	15%								
Neutral	(3)	0	0%								
Disagree Somewhat	(2)	0	0%								
Disagree Strongly	(1)	0	0%								
				0	25	50	75	100	Instructor	Department	College
Return Rate	Mean	STD	Median	Department	Mean	STD	Median	College	Mean	STD	Median
20/27 (74.07%)	4.85	0.37	5.00	1,224	4.69	0.64	5.00	12,599	4.53	0.84	5.00

**6 - The instructor answered questions clearly and concisely**

**James McAdams**

Response Option	Weight	Frequency	Percent	Percent Responses				Means			
Agree Strongly	(5)	16	80%								
Agree Somewhat	(4)	3	15%								
Neutral	(3)	1	5%								
Disagree Somewhat	(2)	0	0%								
Disagree Strongly	(1)	0	0%								
				0	25	50	75	100	Instructor	Department	College
Return Rate	Mean	STD	Median	Department	Mean	STD	Median	College	Mean	STD	Median
20/27 (74.07%)	4.75	0.55	5.00	1,225	4.68	0.64	5.00	12,608	4.45	0.91	5.00

**7 - The instructor knew the subject well**

**James McAdams**

Response Option	Weight	Frequency	Percent	Percent Responses				Means			
Agree Strongly	(5)	20	100%								
Agree Somewhat	(4)	0	0%								
Neutral	(3)	0	0%								
Disagree Somewhat	(2)	0	0%								
Disagree Strongly	(1)	0	0%								
				0	25	50	75	100	Instructor	Department	College
Return Rate	Mean	STD	Median	Department	Mean	STD	Median	College	Mean	STD	Median
20/27 (74.07%)	5.00	0.00	5.00	1,225	4.87	0.43	5.00	12,612	4.82	0.52	5.00

**8 - The instructor was generally well prepared for the class**

**James McAdams**

Response Option	Weight	Frequency	Percent	Percent Responses				Means			
Agree Strongly	(5)	12	60%								
Agree Somewhat	(4)	6	30%								
Neutral	(3)	2	10%								
Disagree Somewhat	(2)	0	0%								
Disagree Strongly	(1)	0	0%								
				0	25	50	75	100	Instructor	Department	College
Return Rate	Mean	STD	Median	Department	Mean	STD	Median	College	Mean	STD	Median
20/27 (74.07%)	4.50	0.69	5.00	1,226	4.76	0.60	5.00	12,612	4.74	0.62	5.00

**Lehigh University**  
**Fall 2016 - Office of Institutional Research**

**Course:** ENGL\_115-010-FA16-01: Illness Narratives(Includes HMS 115-010)

**Instructor:** James McAdams \*

**9 - The instructor was enthusiastic about teaching**

**James McAdams**

Response Option	Weight	Frequency	Percent	Percent Responses				Means			
Agree Strongly	(5)	17	85%								
Agree Somewhat	(4)	3	15%								
Neutral	(3)	0	0%								
Disagree Somewhat	(2)	0	0%								
Disagree Strongly	(1)	0	0%								
				0	25	50	75	100	Instructor	Department	College
Return Rate	Mean	STD	Median	Department	Mean	STD	Median	College	Mean	STD	Median
20/27 (74.07%)	4.85	0.37	5.00	1,225	4.84	0.46	5.00	12,604	4.69	0.69	5.00

**10 - The instructor was helpful when students were confused**

**James McAdams**

Response Option	Weight	Frequency	Percent	Percent Responses				Means			
Agree Strongly	(5)	18	94.74%								
Agree Somewhat	(4)	1	5.26%								
Neutral	(3)	0	0%								
Disagree Somewhat	(2)	0	0%								
Disagree Strongly	(1)	0	0%								
				0	25	50	75	100	Instructor	Department	College
Return Rate	Mean	STD	Median	Department	Mean	STD	Median	College	Mean	STD	Median
19/27 (70.37%)	4.95	0.23	5.00	1,225	4.70	0.65	5.00	12,599	4.50	0.89	5.00

**11 - The instructor treated students with respect**

**James McAdams**

Response Option	Weight	Frequency	Percent	Percent Responses				Means			
Agree Strongly	(5)	19	95%								
Agree Somewhat	(4)	1	5%								
Neutral	(3)	0	0%								
Disagree Somewhat	(2)	0	0%								
Disagree Strongly	(1)	0	0%								
				0	25	50	75	100	Instructor	Department	College
Return Rate	Mean	STD	Median	Department	Mean	STD	Median	College	Mean	STD	Median
20/27 (74.07%)	4.95	0.22	5.00	1,225	4.85	0.45	5.00	12,609	4.77	0.62	5.00

**12 - Interaction between students and instructor was positive**

**James McAdams**

Response Option	Weight	Frequency	Percent	Percent Responses				Means			
Agree Strongly	(5)	20	100%								
Agree Somewhat	(4)	0	0%								
Neutral	(3)	0	0%								
Disagree Somewhat	(2)	0	0%								
Disagree Strongly	(1)	0	0%								
				0	25	50	75	100	Instructor	Department	College
Return Rate	Mean	STD	Median	Department	Mean	STD	Median	College	Mean	STD	Median
20/27 (74.07%)	5.00	0.00	5.00	1,225	4.82	0.51	5.00	12,605	4.69	0.70	5.00

Lehigh University  
Fall 2016 - Office of Institutional Research

**Course:** ENGL\_115-010-FA16-01: Illness Narratives(Includes HMS 115-010)

**Instructor:** James McAdams \*

**13 - The instructor was available for conferences with students**

James McAdams

Response Option	Weight	Frequency	Percent	Percent Responses				Means			
Agree Strongly	(5)	18	90%								
Agree Somewhat	(4)	2	10%								
Neutral	(3)	0	0%								
Disagree Somewhat	(2)	0	0%								
Disagree Strongly	(1)	0	0%								
				0	25	50	75	100	Instructor	Department	College
Return Rate	Mean	STD	Median	Department	Mean	STD	Median	College	Mean	STD	Median
20/27 (74.07%)	4.90	0.31	5.00	1,224	4.85	0.46	5.00	12,564	4.59	0.77	5.00

**14 - I learned a great deal in this course**

Response Option	Weight	Frequency	Percent	Percent Responses				Means			
Agree Strongly	(5)	13	65%								
Agree Somewhat	(4)	6	30%								
Neutral	(3)	1	5%								
Disagree Somewhat	(2)	0	0%								
Disagree Strongly	(1)	0	0%								
				0	25	50	75	100	Instructor	Department	College
Return Rate	Mean	STD	Median	Department	Mean	STD	Median	College	Mean	STD	Median
20/27 (74.07%)	4.60	0.60	5.00	1,223	4.37	0.84	5.00	12,385	4.34	0.94	5.00

**15 - The course objectives were clear**

Response Option	Weight	Frequency	Percent	Percent Responses				Means			
Agree Strongly	(5)	13	65%								
Agree Somewhat	(4)	5	25%								
Neutral	(3)	1	5%								
Disagree Somewhat	(2)	1	5%								
Disagree Strongly	(1)	0	0%								
				0	25	50	75	100	Instructor	Department	College
Return Rate	Mean	STD	Median	Department	Mean	STD	Median	College	Mean	STD	Median
20/27 (74.07%)	4.50	0.83	5.00	1,224	4.57	0.74	5.00	12,368	4.47	0.87	5.00

**16 - The grading procedures for the class were fair**



Response Option	Weight	Frequency	Percent	Percent Responses				Means			
Agree Strongly	(5)	18	90%								
Agree Somewhat	(4)	2	10%								
Neutral	(3)	0	0%								
Disagree Somewhat	(2)	0	0%								
Disagree Strongly	(1)	0	0%								
				0	25	50	75	100	Instructor	Department	College
Return Rate	Mean	STD	Median	Department	Mean	STD	Median	College	Mean	STD	Median
20/27 (74.07%)	4.90	0.31	5.00	1,222	4.46	0.88	5.00	12,355	4.40	0.96	5.00

**Lehigh University**  
**Fall 2016 - Office of Institutional Research**





**Course:** ENGL\_115-010-FA16-01: Illness Narratives(Includes HMS 115-010)

**Instructor:** James McAdams \*



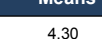

**17 - The text/readings were valuable in learning course content**

Response Option				Weight	Frequency	Percent	Percent Responses				Means						
Agree Strongly				(5)	15	75%						4.70	4.44	4.24			
Agree Somewhat				(4)	4	20%											
Neutral				(3)	1	5%											
Disagree Somewhat				(2)	0	0%											
Disagree Strongly				(1)	0	0%											
							0	25	50	75	100	Instructor		Department		College	
Return Rate		Mean	STD	Median	Department		Mean	STD	Median	College		Mean	STD	Median			
20/27 (74.07%)		4.70	0.57	5.00	1,222		4.44	0.85	5.00	12,300		4.24	1.04	5.00			





**18 - The assignments helped me learn the subject matter**

Response Option				Weight	Frequency	Percent	Percent Responses				Means			
Agree Strongly				(5)	16	80%								
Agree Somewhat				(4)	3	15%								
Neutral				(3)	1	5%								
Disagree Somewhat				(2)	0	0%								
Disagree Strongly				(1)	0	0%								
							0	25	50	75	100	Instructor	Department	College
Return Rate		Mean	STD	Median	Department		Mean	STD	Median	College	Mean	STD	Median	
20/27 (74.07%)		4.75	0.55	5.00	1,223		4.47	0.81	5.00	12,353	4.40	0.92	5.00	

**19 - Test and papers were graded and returned promptly**

Response Option				Weight	Frequency	Percent	Percent Responses				Means						
Agree Strongly				(5)	16	80%											
Agree Somewhat				(4)	3	15%											
Neutral				(3)	1	5%											
Disagree Somewhat				(2)	0	0%											
Disagree Strongly				(1)	0	0%											
							0	25	50	75	100	Instructor		Department		College	
Return Rate		Mean	STD	Median	Department		Mean	STD	Median	College		Mean	STD	Median			
20/27 (74.07%)		4.75	0.55	5.00	1,219		4.30	1.01	5.00	12,309		4.51	0.86	5.00			

**20 - The amount of work was appropriate for the credit received**




Response Option				Weight	Frequency	Percent	Percent Responses				Means						
Agree Strongly				(5)	19	95%											
Agree Somewhat				(4)	1	5%											
Neutral				(3)	0	0%											
Disagree Somewhat				(2)	0	0%											
Disagree Strongly				(1)	0	0%											
							0	25	50	75	100	Instructor		Department		College	
Return Rate		Mean	STD	Median	Department		Mean	STD	Median	College		Mean	STD	Median			
20/27 (74.07%)		4.95	0.22	5.00	1,222		4.56	0.78	5.00	12,343		4.42	0.99	5.00			

**Lehigh University**  
**Fall 2016 - Office of Institutional Research**




**Course:** ENGL\_115-010-FA16-01: Illness Narratives(Includes HMS 115-010)

**Instructor:** James McAdams \*



**21 - I would recommend this course to other students**

Response Option				Weight	Frequency	Percent	Percent Responses				Means			
Agree Strongly				(5)	18	90%						4.42		
Agree Somewhat				(4)	2	10%								
Neutral				(3)	0	0%								
Disagree Somewhat				(2)	0	0%								
Disagree Strongly				(1)	0	0%								
							0	25	50	75	100	Instructor	Department	College
Return Rate		Mean	STD	Median	Department		Mean	STD	Median	College	Mean	STD	Median	
20/27 (74.07%)		4.90	0.31	5.00	1,223		4.42	0.95	5.00	12,347	4.27	1.10	5.00	



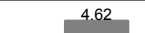
**22 - Discussions clarified lecture material**

Response Option				Weight	Frequency	Percent	Percent Responses				Means					
Agree Strongly				(5)	0	0%					 4.82		 4.45			
Agree Somewhat				(4)	0	0%										
Neutral				(3)	0	0%										
Disagree Somewhat				(2)	0	0%										
Disagree Strongly				(1)	0	0%										
Not Applicable				(0)	0	0%										
						0	25	50	75	100	Instructor		Department		College	
Return Rate		Mean	STD	Median	Department		Mean	STD	Median	College		Mean	STD	Median		
0/27 (0%)		0.00	0.00	0.00	1,129		4.82	0.45	5.00	12,118		4.45	0.91	5.00		

**23 - The recitation instructor was an effective discussion leader**

Response Option				Weight	Frequency	Percent	Percent Responses				Means				
Agree Strongly				(5)	0	0%									
Agree Somewhat				(4)	0	0%									
Neutral				(3)	0	0%									
Disagree Somewhat				(2)	0	0%									
Disagree Strongly				(1)	0	0%									
Not Applicable				(0)	0	0%									
							0	25	50	75	100	Instructor		Department	College
Return Rate		Mean	STD	Median	Department		Mean	STD	Median	College		Mean	STD	Median	
0/27 (0%)		0.00	0.00	0.00	1,129		4.77	0.50	5.00	12,114		4.38	0.97	5.00	

**24 - The recitation instructor was well prepared**



Response Option				Weight	Frequency	Percent	Percent Responses				Means						
Agree Strongly				(5)	0	0%					 4.76		 4.62				
Agree Somewhat				(4)	0	0%											
Neutral				(3)	0	0%											
Disagree Somewhat				(2)	0	0%											
Disagree Strongly				(1)	0	0%											
Not Applicable				(0)	0	0%											
							0	25	50	75	100	Instructor		Department		College	
Return Rate		Mean	STD	Median	Department		Mean	STD	Median	College		Mean	STD	Median			
0/27 (0%)		0.00	0.00	0.00	1,129		4.76	0.51	5.00	12,113		4.62	0.76	5.00			

Lehigh University  
Fall 2016 - Office of Institutional Research



**Course:** ENGL\_115-010-FA16-01: Illness Narratives(Includes HMS 115-010)

**Instructor:** James McAdams \*


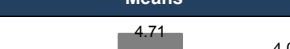
**25 - The recitation instructor was able to explain the material**

Response Option				Weight	Frequency	Percent	Percent Responses				Means			
Agree Strongly				(5)	0	0%								
Agree Somewhat				(4)	0	0%								
Neutral				(3)	0	0%								
Disagree Somewhat				(2)	0	0%								
Disagree Strongly				(1)	0	0%								
Not Applicable				(0)	0	0%								
							0	25	50	75	100	Instructor	Department	College
Return Rate		Mean	STD	Median	Department		Mean	STD	Median	College		Mean	STD	Median
0/27 (0%)		0.00	0.00	0.00	1,129		4.78	0.51	5.00	12,113		4.52	0.89	5.00



**26 - The recitation added to the overall value of the course**

Response Option				Weight	Frequency	Percent	Percent Responses				Means				
Agree Strongly				(5)	0	0%									
Agree Somewhat				(4)	0	0%									
Neutral				(3)	0	0%									
Disagree Somewhat				(2)	0	0%									
Disagree Strongly				(1)	0	0%									
Not Applicable				(0)	0	0%									
							0	25	50	75	100	Instructor		Department	College
Return Rate		Mean	STD	Median	Department		Mean	STD	Median	College		Mean	STD	Median	
0/27 (0%)		0.00	0.00	0.00	1,129		4.77	0.51	5.00	12,113		4.42	0.98	5.00	

**27 - The lab clarified the lecture material**

Response Option				Weight	Frequency	Percent	Percent Responses				Means						
Agree Strongly				(5)	0	0%											
Agree Somewhat				(4)	0	0%											
Neutral				(3)	0	0%											
Disagree Somewhat				(2)	0	0%											
Disagree Strongly				(1)	0	0%											
Not Applicable				(0)	0	0%											
							0	25	50	75	100	Instructor		Department		College	
Return Rate		Mean	STD	Median	Department		Mean	STD	Median	College		Mean	STD	Median			
0/27 (0%)		0.00	0.00	0.00	1,129		4.71	0.56	5.00	12,195		4.04	1.14	4.00			

**28 - The lab instructor explained the labs**



Response Option				Weight	Frequency	Percent	Percent Responses				Means						
Agree Strongly				(5)	0	0%											
Agree Somewhat				(4)	0	0%											
Neutral				(3)	0	0%											
Disagree Somewhat				(2)	0	0%											
Disagree Strongly				(1)	0	0%											
Not Applicable				(0)	0	0%											
							0	25	50	75	100	Instructor		Department		College	
Return Rate		Mean	STD	Median	Department		Mean	STD	Median	College		Mean	STD	Median			
0/27 (0%)		0.00	0.00	0.00	1,129		4.68	0.58	5.00	12,194		4.50	0.85	5.00			

**Lehigh University**  
**Fall 2016 - Office of Institutional Research**



**Course:** ENGL\_115-010-FA16-01: Illness Narratives(Includes HMS 115-010)

**Instructor:** James McAdams \*



**29 - The lab instructor was helpful answering questions**

Response Option			Weight	Frequency	Percent	Percent Responses			Means				
Agree Strongly			(5)	0	0%								
Agree Somewhat			(4)	0	0%								
Neutral			(3)	0	0%								
Disagree Somewhat			(2)	0	0%								
Disagree Strongly			(1)	0	0%								
Not Applicable			(0)	0	0%								
						0	25	50	75	100	Instructor	Department	College
Return Rate		Mean	STD	Median	Department	Mean	STD	Median	College	Mean	STD	Median	
0/27 (0%)		0.00	0.00	0.00	1,129	4.74	0.56	5.00	12,194	4.44	0.95	5.00	

**30 - The amount of work was appropriate for a lab**

Response Option			Weight	Frequency	Percent	Percent Responses			Means							
Agree Strongly			(5)	0	0%											
Agree Somewhat			(4)	0	0%											
Neutral			(3)	0	0%											
Disagree Somewhat			(2)	0	0%											
Disagree Strongly			(1)	0	0%											
Not Applicable			(0)	0	0%											
						0	25	50	75	100	Instructor		Department		College	
Return Rate		Mean	STD	Median	Department		Mean	STD	Median	College		Mean	STD	Median		
0/27 (0%)		0.00	0.00	0.00	1,129		4.68	0.58	5.00	12,191		3.98	1.30	4.00		

**31 - The lab added to the overall value of the course**

Response Option				Weight	Frequency	Percent	Percent Responses				Means						
Agree Strongly				(5)	0	0%											
Agree Somewhat				(4)	0	0%											
Neutral				(3)	0	0%											
Disagree Somewhat				(2)	0	0%											
Disagree Strongly				(1)	0	0%											
Not Applicable				(0)	0	0%											
							0	25	50	75	100	Instructor		Department		College	
Return Rate		Mean	STD	Median	Department		Mean	STD	Median	College		Mean	STD	Median			
0/27 (0%)		0.00	0.00	0.00	1,129		4.74	0.56	5.00	12,193		4.09	1.16	5.00			




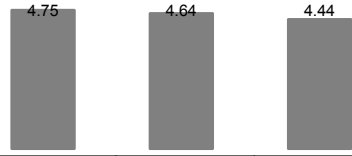
**Lehigh University**  
**Fall 2016 - Office of Institutional Research**

**Course:** ENGL\_001-028-FA16-01: Crit Reading and Composition


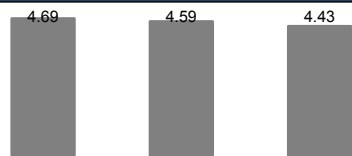
**Instructor:** James McAdams \*

**1 - Overall, the instructor's teaching was effective**

**James McAdams**


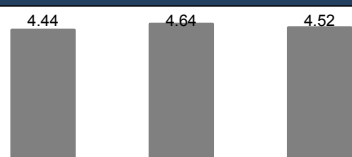
Response Option	Weight	Frequency	Percent	Percent Responses				Means			
Agree Strongly	(5)	12	75%								
Agree Somewhat	(4)	4	25%								
Neutral	(3)	0	0%								
Disagree Somewhat	(2)	0	0%								
Disagree Strongly	(1)	0	0%								
				0	25	50	75	100	Instructor	Department	College
Return Rate	Mean	STD	Median	Department	Mean	STD	Median	College	Mean	STD	Median
16/18 (88.89%)	4.75	0.45	5.00	1,223	4.64	0.66	5.00	12,623	4.44	0.90	5.00

**2 - Overall, the quality of the course was good**

Response Option	Weight	Frequency	Percent	Percent Responses				Means			
Agree Strongly	(5)	11	68.75%								
Agree Somewhat	(4)	5	31.25%								
Neutral	(3)	0	0%								
Disagree Somewhat	(2)	0	0%								
Disagree Strongly	(1)	0	0%								
				0	25	50	75	100	Instructor	Department	College
Return Rate	Mean	STD	Median	Department	Mean	STD	Median	College	Mean	STD	Median
16/18 (88.89%)	4.69	0.48	5.00	1,220	4.59	0.73	5.00	12,473	4.43	0.90	5.00

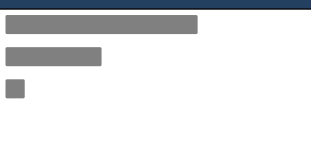
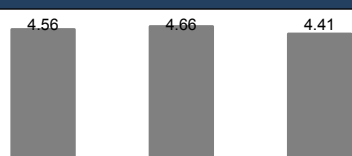
**3 - The instructor stated clearly what was expected of the students**

**James McAdams**

Response Option	Weight	Frequency	Percent	Percent Responses				Means			
Agree Strongly	(5)	8	50%								
Agree Somewhat	(4)	7	43.75%								
Neutral	(3)	1	6.25%								
Disagree Somewhat	(2)	0	0%								
Disagree Strongly	(1)	0	0%								
				0	25	50	75	100	Instructor	Department	College
Return Rate	Mean	STD	Median	Department	Mean	STD	Median	College	Mean	STD	Median
16/18 (88.89%)	4.44	0.63	4.50	1,225	4.64	0.71	5.00	12,610	4.52	0.83	5.00

**4 - The instructor presented the material clearly**

**James McAdams**

Response Option	Weight	Frequency	Percent	Percent Responses				Means			
Agree Strongly	(5)	10	62.5%								
Agree Somewhat	(4)	5	31.25%								
Neutral	(3)	1	6.25%								
Disagree Somewhat	(2)	0	0%								
Disagree Strongly	(1)	0	0%								
				0	25	50	75	100	Instructor	Department	College
Return Rate	Mean	STD	Median	Department	Mean	STD	Median	College	Mean	STD	Median
16/18 (88.89%)	4.56	0.63	5.00	1,225	4.66	0.66	5.00	12,611	4.41	0.95	5.00

**Lehigh University**  
**Fall 2016 - Office of Institutional Research**

**Course:** ENGL\_001-028-FA16-01: Crit Reading and Composition

**Instructor:** James McAdams \*

**5 - The instructor gave good examples of the concepts**

**James McAdams**

Response Option				Weight	Frequency	Percent	Percent Responses				Means				
Agree Strongly				(5)	10	62.5%						4.63	4.69	4.53	
Agree Somewhat				(4)	6	37.5%									
Neutral				(3)	0	0%									
Disagree Somewhat				(2)	0	0%									
Disagree Strongly				(1)	0	0%									
							0	25	50	75	100	Instructor		Department	College
Return Rate		Mean	STD	Median	Department		Mean	STD	Median	College		Mean	STD	Median	
16/18 (88.89%)		4.63	0.50	5.00	1,224		4.69	0.64	5.00	12,599		4.53	0.84	5.00	

**6 - The instructor answered questions clearly and concisely**

**James McAdams**

Response Option				Weight	Frequency	Percent	Percent Responses				Means						
Agree Strongly				(5)	10	62.5%											
Agree Somewhat				(4)	6	37.5%											
Neutral				(3)	0	0%											
Disagree Somewhat				(2)	0	0%											
Disagree Strongly				(1)	0	0%											
							0	25	50	75	100	Instructor		Department		College	
Return Rate		Mean	STD	Median	Department		Mean	STD	Median	College		Mean	STD	Median			
16/18 (88.89%)		4.63	0.50	5.00	1,225		4.68	0.64	5.00	12,608		4.45	0.91	5.00			

**7 - The instructor knew the subject well**

**James McAdams**

Response Option				Weight	Frequency	Percent	Percent Responses				Means						
Agree Strongly				(5)	12	75%						4.75	4.87	4.82			
Agree Somewhat				(4)	4	25%											
Neutral				(3)	0	0%											
Disagree Somewhat				(2)	0	0%											
Disagree Strongly				(1)	0	0%											
							0	25	50	75	100	Instructor		Department		College	
Return Rate		Mean	STD	Median	Department		Mean	STD	Median	College		Mean	STD	Median			
16/18 (88.89%)		4.75	0.45	5.00	1,225		4.87	0.43	5.00	12,612		4.82	0.52	5.00			

**8 - The instructor was generally well prepared for the class**

**James McAdams**

Response Option			Weight	Frequency	Percent	Percent Responses				Means						
Agree Strongly			(5)	9	56.25%											
Agree Somewhat			(4)	5	31.25%											
Neutral			(3)	2	12.5%											
Disagree Somewhat			(2)	0	0%											
Disagree Strongly			(1)	0	0%											
						0	25	50	75	100	Instructor		Department		College	
Return Rate		Mean	STD	Median	Department		Mean	STD	Median	College		Mean		STD	Median	
16/18 (88.89%)		4.44	0.73	5.00	1,226		4.76	0.60	5.00	12,612		4.74		0.62	5.00	



**Lehigh University**  
**Fall 2016 - Office of Institutional Research**

**Course:** ENGL\_001-028-FA16-01: Crit Reading and Composition

**Instructor:** James McAdams \*



**9 - The instructor was enthusiastic about teaching**

**James McAdams**

Response Option				Weight	Frequency	Percent	Percent Responses				Means				
Agree Strongly				(5)	12	75%									
Agree Somewhat				(4)	2	12.5%									
Neutral				(3)	2	12.5%									
Disagree Somewhat				(2)	0	0%									
Disagree Strongly				(1)	0	0%									
							0	25	50	75	100	Instructor		Department	College
Return Rate		Mean	STD	Median	Department		Mean	STD	Median	College		Mean	STD	Median	
16/18 (88.89%)		4.63	0.72	5.00	1,225		4.84	0.46	5.00	12,604		4.69	0.69	5.00	



**10 - The instructor was helpful when students were confused**

**James McAdams**

Response Option				Weight	Frequency	Percent	Percent Responses				Means						
Agree Strongly				(5)	12	75%											
Agree Somewhat				(4)	4	25%											
Neutral				(3)	0	0%											
Disagree Somewhat				(2)	0	0%											
Disagree Strongly				(1)	0	0%											
							0	25	50	75	100	Instructor		Department		College	
Return Rate		Mean	STD	Median	Department		Mean	STD	Median	College		Mean	STD	Median			
16/18 (88.89%)		4.75	0.45	5.00	1,225		4.70	0.65	5.00	12,599		4.50	0.89	5.00			



**11 - The instructor treated students with respect**

**James McAdams**

Response Option				Weight	Frequency	Percent	Percent Responses				Means						
Agree Strongly				(5)	14	87.5%											
Agree Somewhat				(4)	2	12.5%											
Neutral				(3)	0	0%											
Disagree Somewhat				(2)	0	0%											
Disagree Strongly				(1)	0	0%											
							0	25	50	75	100	Instructor		Department		College	
Return Rate		Mean	STD	Median	Department		Mean	STD	Median	College		Mean	STD	Median			
16/18 (88.89%)		4.88	0.34	5.00	1,225		4.85	0.45	5.00	12,609		4.77	0.62	5.00			

**12 - Interaction between students and instructor was positive**

**James McAdams**

Response Option			Weight	Frequency	Percent	Percent Responses			Means							
Agree Strongly			(5)	14	87.5%					4.88	4.82	4.69				
Agree Somewhat			(4)	2	12.5%											
Neutral			(3)	0	0%											
Disagree Somewhat			(2)	0	0%											
Disagree Strongly			(1)	0	0%											
						0	25	50	75	100	Instructor		Department		College	
Return Rate		Mean	STD	Median	Department		Mean	STD	Median	College	Mean		STD	Median		
16/18 (88.89%)		4.88	0.34	5.00	1,225		4.82	0.51	5.00	12,605	4.69		0.70	5.00		





**Lehigh University**  
**Fall 2016 - Office of Institutional Research**

**Course:** ENGL\_001-028-FA16-01: Crit Reading and Composition


**Instructor:** James McAdams \*

**13 - The instructor was available for conferences with students**


**James McAdams**

Response Option				Weight	Frequency	Percent	Percent Responses				Means				
Agree Strongly				(5)	15	93.75%									
Agree Somewhat				(4)	1	6.25%									
Neutral				(3)	0	0%									
Disagree Somewhat				(2)	0	0%									
Disagree Strongly				(1)	0	0%									
							0	25	50	75	100	Instructor		Department	College
Return Rate		Mean	STD	Median	Department		Mean	STD	Median	College		Mean	STD	Median	
16/18 (88.89%)		4.94	0.25	5.00	1,224		4.85	0.46	5.00	12,564		4.59	0.77	5.00	





**14 - I learned a great deal in this course**

Response Option				Weight	Frequency	Percent	Percent Responses				Means			
Agree Strongly				(5)	9	56.25%					4.50	4.37	4.34	
Agree Somewhat				(4)	6	37.5%								
Neutral				(3)	1	6.25%								
Disagree Somewhat				(2)	0	0%								
Disagree Strongly				(1)	0	0%								
							0	25	50	75	100	Instructor	Department	College
Return Rate		Mean	STD	Median	Department		Mean	STD	Median	College		Mean	STD	Median
16/18 (88.89%)		4.50	0.63	5.00	1,223		4.37	0.84	5.00	12,385		4.34	0.94	5.00

**15 - The course objectives were clear**

Response Option				Weight	Frequency	Percent	Percent Responses				Means			
Agree Strongly				(5)	9	56.25%					4.50	4.57	4.47	
Agree Somewhat				(4)	6	37.5%								
Neutral				(3)	1	6.25%								
Disagree Somewhat				(2)	0	0%								
Disagree Strongly				(1)	0	0%								
							0	25	50	75	100	Instructor	Department	College
Return Rate		Mean	STD	Median	Department		Mean	STD	Median	College		Mean	STD	Median
16/18 (88.89%)		4.50	0.63	5.00	1,224		4.57	0.74	5.00	12,368		4.47	0.87	5.00

**16 - The grading procedures for the class were fair**

Response Option			Weight	Frequency	Percent	Percent Responses				Means						
Agree Strongly			(5)	11	68.75%					4.69 	4.46 	4.40 				
Agree Somewhat			(4)	5	31.25%											
Neutral			(3)	0	0%											
Disagree Somewhat			(2)	0	0%											
Disagree Strongly			(1)	0	0%											
						0	25	50	75	100	Instructor		Department		College	
Return Rate		Mean	STD	Median	Department		Mean	STD	Median	College		Mean	STD	Median		
16/18 (88.89%)		4.69	0.48	5.00	1,222		4.46	0.88	5.00	12,355		4.40	0.96	5.00		

**Lehigh University**  
**Fall 2016 - Office of Institutional Research**

**Course:** ENGL\_001-028-FA16-01: Crit Reading and Composition

**Instructor:** James McAdams \*

**17 - The text/readings were valuable in learning course content**

Response Option	Weight	Frequency	Percent	Percent Responses					Means		
Agree Strongly	(5)	7	43.75%						4.19	4.44	4.24
Agree Somewhat	(4)	6	37.5%								
Neutral	(3)	2	12.5%								
Disagree Somewhat	(2)	1	6.25%								
Disagree Strongly	(1)	0	0%								
				0	25	50	75	100	Instructor	Department	College
Return Rate	Mean	STD	Median	Department	Mean	STD	Median	College	Mean	STD	Median
16/18 (88.89%)	4.19	0.91	4.00	1,222	4.44	0.85	5.00	12,300	4.24	1.04	5.00

**18 - The assignments helped me learn the subject matter**

Response Option	Weight	Frequency	Percent	Percent Responses					Means		
Agree Strongly	(5)	9	56.25%						4.50	4.47	4.40
Agree Somewhat	(4)	6	37.5%								
Neutral	(3)	1	6.25%								
Disagree Somewhat	(2)	0	0%								
Disagree Strongly	(1)	0	0%								
				0	25	50	75	100	Instructor	Department	College
Return Rate	Mean	STD	Median	Department	Mean	STD	Median	College	Mean	STD	Median
16/18 (88.89%)	4.50	0.63	5.00	1,223	4.47	0.81	5.00	12,353	4.40	0.92	5.00

**19 - Test and papers were graded and returned promptly**

Response Option	Weight	Frequency	Percent	Percent Responses					Means		
Agree Strongly	(5)	12	80%						4.80	4.30	4.51
Agree Somewhat	(4)	3	20%								
Neutral	(3)	0	0%								
Disagree Somewhat	(2)	0	0%								
Disagree Strongly	(1)	0	0%								
				0	25	50	75	100	Instructor	Department	College
Return Rate	Mean	STD	Median	Department	Mean	STD	Median	College	Mean	STD	Median
15/18 (83.33%)	4.80	0.41	5.00	1,219	4.30	1.01	5.00	12,309	4.51	0.86	5.00

**20 - The amount of work was appropriate for the credit received**


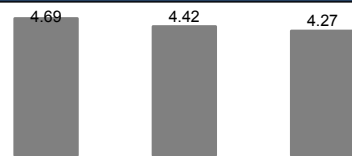
Response Option	Weight	Frequency	Percent	Percent Responses					Means		
Agree Strongly	(5)	12	75%						4.75	4.56	4.42
Agree Somewhat	(4)	4	25%								
Neutral	(3)	0	0%								
Disagree Somewhat	(2)	0	0%								
Disagree Strongly	(1)	0	0%								
				0	25	50	75	100	Instructor	Department	College
Return Rate	Mean	STD	Median	Department	Mean	STD	Median	College	Mean	STD	Median
16/18 (88.89%)	4.75	0.45	5.00	1,222	4.56	0.78	5.00	12,343	4.42	0.99	5.00

**Lehigh University**  
**Fall 2016 - Office of Institutional Research**



**Course:** ENGL\_001-028-FA16-01: Crit Reading and Composition

**Instructor:** James McAdams \*


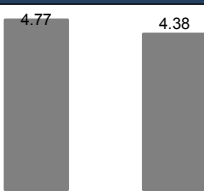
**21 - I would recommend this course to other students**

Response Option				Weight	Frequency	Percent	Percent Responses				Means						
Agree Strongly				(5)	12	75%						4.69	4.42	4.27			
Agree Somewhat				(4)	3	18.75%											
Neutral				(3)	1	6.25%											
Disagree Somewhat				(2)	0	0%											
Disagree Strongly				(1)	0	0%											
							0	25	50	75	100	Instructor		Department		College	
Return Rate		Mean	STD	Median	Department		Mean	STD	Median	College		Mean	STD	Median			
16/18 (88.89%)		4.69	0.60	5.00	1,223		4.42	0.95	5.00	12,347		4.27	1.10	5.00			


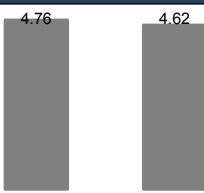
**22 - Discussions clarified lecture material**

Response Option				Weight	Frequency	Percent	Percent Responses				Means						
Agree Strongly				(5)	0	0%							4.82 4.45				
Agree Somewhat				(4)	0	0%											
Neutral				(3)	0	0%											
Disagree Somewhat				(2)	0	0%											
Disagree Strongly				(1)	0	0%											
Not Applicable				(0)	16	100%											
							0	25	50	75	100	Instructor		Department		College	
Return Rate		Mean	STD	Median	Department		Mean	STD	Median	College		Mean	STD	Median			
16/18 (88.89%)		0.00	0.00	0.00	1,129		4.82	0.45	5.00	12,118		4.45	0.91	5.00			

**23 - The recitation instructor was an effective discussion leader**

Response Option				Weight	Frequency	Percent	Percent Responses				Means						
Agree Strongly				(5)	0	0%											
Agree Somewhat				(4)	0	0%											
Neutral				(3)	0	0%											
Disagree Somewhat				(2)	0	0%											
Disagree Strongly				(1)	0	0%											
Not Applicable				(0)	16	100%											
							0	25	50	75	100	Instructor		Department		College	
Return Rate		Mean	STD	Median	Department		Mean	STD	Median	College		Mean	STD	Median			
16/18 (88.89%)		0.00	0.00	0.00	1,129		4.77	0.50	5.00	12,114		4.38	0.97	5.00			

**24 - The recitation instructor was well prepared**


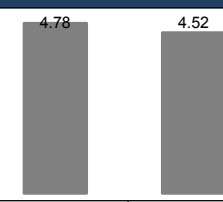
Response Option				Weight	Frequency	Percent	Percent Responses				Means						
Agree Strongly				(5)	0	0%							4.764.62				
Agree Somewhat				(4)	0	0%											
Neutral				(3)	0	0%											
Disagree Somewhat				(2)	0	0%											
Disagree Strongly				(1)	0	0%											
Not Applicable				(0)	16	100%											
							0	25	50	75	100	Instructor		Department		College	
Return Rate		Mean	STD	Median	Department		Mean	STD	Median	College		Mean	STD	Median			
16/18 (88.89%)		0.00	0.00	0.00	1,129		4.76	0.51	5.00	12,113		4.62	0.76	5.00			

**Lehigh University**  
**Fall 2016 - Office of Institutional Research**


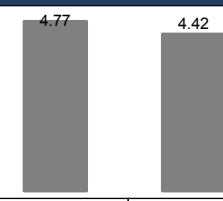
**Course:** ENGL\_001-028-FA16-01: Crit Reading and Composition

**Instructor:** James McAdams \*


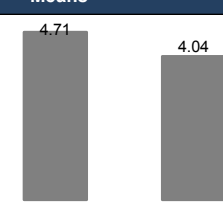
**25 - The recitation instructor was able to explain the material**

Response Option			Weight	Frequency	Percent	Percent Responses				Means				
Agree Strongly			(5)	0	0%						4.78	4.52		
Agree Somewhat			(4)	0	0%									
Neutral			(3)	0	0%									
Disagree Somewhat			(2)	0	0%									
Disagree Strongly			(1)	0	0%									
Not Applicable			(0)	16	100%									
						0	25	50	75	100	Instructor		Department	College
Return Rate		Mean	STD	Median	Department	Mean	STD	Median	College	Mean	STD	Median		
16/18 (88.89%)		0.00	0.00	0.00	1,129	4.78	0.51	5.00	12,113	4.52	0.89	5.00		


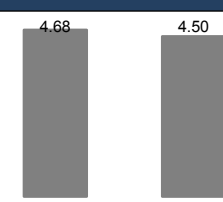
**26 - The recitation added to the overall value of the course**

Response Option				Weight	Frequency	Percent	Percent Responses				Means						
Agree Strongly				(5)	0	0%											
Agree Somewhat				(4)	0	0%											
Neutral				(3)	0	0%											
Disagree Somewhat				(2)	0	0%											
Disagree Strongly				(1)	0	0%											
Not Applicable				(0)	16	100%											
							0	25	50	75	100	Instructor		Department		College	
Return Rate		Mean	STD	Median	Department		Mean	STD	Median			College	Mean	STD	Median		
16/18 (88.89%)		0.00	0.00	0.00	1,129		4.77	0.51	5.00			12,113	4.42	0.98	5.00		

**27 - The lab clarified the lecture material**

Response Option				Weight	Frequency	Percent	Percent Responses				Means						
Agree Strongly				(5)	0	0%											
Agree Somewhat				(4)	0	0%											
Neutral				(3)	0	0%											
Disagree Somewhat				(2)	0	0%											
Disagree Strongly				(1)	0	0%											
Not Applicable				(0)	16	100%											
							0	25	50	75	100	Instructor		Department		College	
Return Rate		Mean	STD	Median	Department		Mean	STD	Median	College		Mean	STD	Median			
16/18 (88.89%)		0.00	0.00	0.00	1,129		4.71	0.56	5.00	12,195		4.04	1.14	4.00			

**28 - The lab instructor explained the labs**


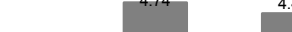
Response Option				Weight	Frequency	Percent	Percent Responses				Means						
Agree Strongly				(5)	0	0%											
Agree Somewhat				(4)	0	0%											
Neutral				(3)	0	0%											
Disagree Somewhat				(2)	0	0%											
Disagree Strongly				(1)	0	0%											
Not Applicable				(0)	16	100%											
							0	25	50	75	100	Instructor		Department		College	
Return Rate		Mean	STD	Median	Department		Mean	STD	Median	College		Mean	STD	Median			
16/18 (88.89%)		0.00	0.00	0.00	1,129		4.68	0.58	5.00	12,194		4.50	0.85	5.00			

Lehigh University  
Fall 2016 - Office of Institutional Research

**Course:** ENGL\_001-028-FA16-01: Crit Reading and Composition

**Instructor:** James McAdams \*

**29 - The lab instructor was helpful answering questions**

Response Option			Weight	Frequency	Percent	Percent Responses			Means							
Agree Strongly			(5)	0	0%											
Agree Somewhat			(4)	0	0%											
Neutral			(3)	0	0%											
Disagree Somewhat			(2)	0	0%											
Disagree Strongly			(1)	0	0%											
Not Applicable			(0)	16	100%											
						0	25	50	75	100	Instructor		Department		College	
Return Rate		Mean	STD	Median	Department		Mean	STD	Median	College		Mean	STD	Median		
16/18 (88.89%)		0.00	0.00	0.00	1,129		4.74	0.56	5.00	12,194		4.44	0.95	5.00		

**30 - The amount of work was appropriate for a lab**

Response Option			Weight	Frequency	Percent	Percent Responses			Means							
Agree Strongly			(5)	0	0%											
Agree Somewhat			(4)	0	0%											
Neutral			(3)	0	0%											
Disagree Somewhat			(2)	0	0%											
Disagree Strongly			(1)	0	0%											
Not Applicable			(0)	16	100%											
						0	25	50	75	100	Instructor		Department		College	
Return Rate		Mean	STD	Median	Department		Mean	STD	Median	College		Mean	STD	Median		
16/18 (88.89%)		0.00	0.00	0.00	1,129		4.68	0.58	5.00	12,191		3.98	1.30	4.00		

**31 - The lab added to the overall value of the course**

Response Option			Weight	Frequency	Percent	Percent Responses			Means							
Agree Strongly			(5)	0	0%											
Agree Somewhat			(4)	0	0%											
Neutral			(3)	0	0%											
Disagree Somewhat			(2)	0	0%											
Disagree Strongly			(1)	0	0%											
Not Applicable			(0)	16	100%											
						0	25	50	75	100	Instructor		Department		College	
Return Rate		Mean	STD	Median	Department		Mean	STD	Median	College		Mean	STD	Median		
16/18 (88.89%)		0.00	0.00	0.00	1,129		4.74	0.56	5.00	12,193		4.09	1.16	5.00		





# Fall 2012 Course Evaluation Summary Report

CRN: 40199

Course: ENGL 001-022

Instructor: McAdams, James

Department: English

College: AS

Title: COMPOSITION & LITERATURE

QUESTIONS:														
	Agree Strongly (5)	Agree Somewhat (4)	Neutral (3)	Disagree Somewhat (2)	Disagree Strongly (1)	THIS COURSE: Mean, StDev, Count	YOUR HOME DEPT: Mean, StDev, Count			YOUR HOME COLL: Mean, StDev, Count				
1 Overall, the instructor's teaching was effective	12 71%	5 29%	0 0%	0 0%	0 0%	4.71 0.47 17	4.58	0.78	452	4.34	0.96	8516		
2 Overall the quality of the course was good	13 76%	3 18%	0 0%	1 6%	0 0%	4.65 0.79 17	4.55	0.82	452	4.35	0.94	8171		
3 The instructor stated clearly what was expected of the students	10 59%	6 35%	1 6%	0 0%	0 0%	4.53 0.62 17	4.55	0.86	454	4.45	0.87	8546		
4 The instructor presented the material clearly	15 88%	1 6%	1 6%	0 0%	0 0%	4.82 0.53 17	4.62	0.72	454	4.31	1.01	8547		
5 The instructor gave good examples of the concepts	13 76%	4 24%	0 0%	0 0%	0 0%	4.76 0.44 17	4.69	0.67	453	4.45	0.90	8540		
6 The instructor answered questions clearly and concisely	13 76%	2 12%	2 12%	0 0%	0 0%	4.65 0.70 17	4.57	0.78	453	4.37	0.95	8539		
7 The instructor knew the subject well	15 88%	2 12%	0 0%	0 0%	0 0%	4.88 0.33 17	4.92	0.35	452	4.82	0.52	8546		
8 The instructor was generally well prepared for the class	5 29%	10 59%	1 6%	0 0%	1 6%	4.06 0.97 17	4.75	0.62	454	4.72	0.65	8545		
9 The instructor was enthusiastic about teaching	12 71%	3 18%	2 12%	0 0%	0 0%	4.59 0.71 17	4.86	0.50	452	4.67	0.69	8546		
10 The instructor was helpful when students were confused	13 76%	3 18%	1 6%	0 0%	0 0%	4.71 0.59 17	4.61	0.76	453	4.39	0.95	8541		
11 The instructor treated students with respect	16 94%	1 6%	0 0%	0 0%	0 0%	4.94 0.24 17	4.73	0.72	454	4.70	0.72	8545		
12 Interaction between students and instructor was positive	16 94%	1 6%	0 0%	0 0%	0 0%	4.94 0.24 17	4.72	0.70	453	4.61	0.79	8540		
13 The instructor was available for conferences with students	16 94%	1 6%	0 0%	0 0%	0 0%	4.94 0.24 17	4.78	0.62	450	4.49	0.84	8496		
14 I learned a great deal in this course	7 41%	8 47%	1 6%	0 0%	1 6%	4.18 1.01 17	4.44	0.89	454	4.29	0.97	8173		
15 The course objectives were clear	7 41%	6 35%	3 18%	0 0%	1 6%	4.06 1.09 17	4.51	0.84	453	4.41	0.90	8166		
16 The grading procedures for the class were fair	11 65%	5 29%	1 6%	0 0%	0 0%	4.59 0.62 17	4.41	0.97	451	4.32	0.99	8157		
17 The text/readings were valuable in learning course content	10 59%	4 24%	2 12%	0 0%	1 6%	4.29 1.10 17	4.64	0.71	454	4.17	1.07	8147		
18 The assignments helped me learn the subject matter	12 71%	3 18%	1 6%	0 0%	1 6%	4.47 1.07 17	4.54	0.81	452	4.32	0.97	8146		
19 Tests and papers were graded and returned promptly	10 59%	6 35%	1 6%	0 0%	0 0%	4.53 0.62 17	4.43	0.92	449	4.45	0.90	8138		
20 The amount of work was appropriate for the credit received	14 82%	2 12%	1 6%	0 0%	0 0%	4.76 0.56 17	4.53	0.89	452	4.41	0.95	8169		
21 I would recommend this course to other students	13 76%	2 12%	1 6%	1 6%	0 0%	4.59 0.87 17	4.40	1.05	453	4.20	1.13	8153		



# Fall 2012 Course Evaluation Summary Report

CRN: 40199

Course: ENGL 001-022

Instructor: McAdams, James

Department: English

College: AS

Title: COMPOSITION & LITERATURE

QUESTIONS:	Agree Strongly (5)	Agree Somewhat (4)	Neutral (3)	Disagree Somewhat (2)	Disagree Strongly (1)	THIS COURSE:		YOUR HOME DEPT:		YOUR HOME COLL:	
						Mean	StdDev	Count	Mean	StdDev	Count
22 Discussions clarified lecture material	0	0%	0	0%	0	0%	0	0	4.68	0.57	22
23 The recitation instructor was an effective discussion leader	0	0%	0	0%	0	0%	0	0	4.63	0.60	19
24 The recitation instructor was well prepared	0	0%	0	0%	0	0%	0	0	4.80	0.41	20
25 The recitation instructor was able to explain the material	0	0%	0	0%	0	0%	0	0	4.74	0.56	19
26 The recitation added to the overall value of the course	0	0%	0	0%	0	0%	0	0	4.67	0.77	18
27 The lab clarified the lecture material	0	0%	0	0%	0	0%	0	0	5.00	0.00	2
28 The lab instructor explained the labs	0	0%	0	0%	0	0%	0	0	5.00	0.00	2
29 The lab instructor was helpful answering questions	0	0%	0	0%	0	0%	0	0	5.00	0.00	2
30 The amount of work was appropriate for a lab	0	0%	0	0%	0	0%	0	0	5.00	0.00	2
31 The lab added to the overall value of the course	0	0%	0	0%	0	0%	0	0	5.00	0.00	2
									4.22	1.09	1289
									4.11	1.19	1263
									4.38	0.96	1259
									4.31	1.06	1256
									4.16	1.21	1247
									4.00	1.01	860
									4.46	0.81	858
									4.36	0.92	854
									4.16	1.10	856
									4.20	1.02	851



# Spring 2013 Course Evaluation Summary Report

CRN: 10404

Course: ENGL 002-020

Instructor: McAdams, James

Department: English

Title: COMPOSITION & LIT II

College: AS

QUESTIONS:	Agree Strongly (5)	Agree Somewhat (4)	Neutral (3)	Disagree Somewhat (2)	Disagree Strongly (1)	THIS COURSE:		YOUR HOME DEPT:		YOUR HOME COLL:	
						Mean	StDev	Count	Mean	StDev	Count
1 Overall, the instructor's teaching was effective	15 88%	2 12%	0 0%	0 0%	0 0%	4.88	0.33	17	4.82	0.48	282
2 Overall the quality of the course was good	14 88%	1 6%	1 6%	0 0%	0 0%	4.81	0.54	16	4.81	0.48	282
3 The instructor stated clearly what was expected of the students	14 82%	3 18%	0 0%	0 0%	0 0%	4.82	0.39	17	4.69	0.63	281
4 The instructor presented the material clearly	14 82%	2 12%	1 6%	0 0%	0 0%	4.76	0.56	17	4.80	0.50	282
5 The instructor gave good examples of the concepts	16 94%	0 0%	1 6%	0 0%	0 0%	4.88	0.49	17	4.87	0.37	282
6 The instructor answered questions clearly and concisely	15 88%	1 6%	1 6%	0 0%	0 0%	4.82	0.53	17	4.83	0.47	282
7 The instructor knew the subject well	17 100%	0 0%	0 0%	0 0%	0 0%	5.00	0.00	17	4.94	0.30	282
8 The instructor was generally well prepared for the class	10 59%	6 35%	1 6%	0 0%	0 0%	4.53	0.62	17	4.87	0.42	282
9 The instructor was enthusiastic about teaching	15 88%	2 12%	0 0%	0 0%	0 0%	4.88	0.33	17	4.94	0.30	282
10 The instructor was helpful when students were confused	15 88%	2 12%	0 0%	0 0%	0 0%	4.88	0.33	17	4.82	0.48	282
11 The instructor treated students with respect	17 100%	0 0%	0 0%	0 0%	0 0%	5.00	0.00	17	4.91	0.35	282
12 Interaction between students and instructor was positive	15 88%	2 12%	0 0%	0 0%	0 0%	4.88	0.33	17	4.89	0.40	281
13 The instructor was available for conferences with students	17 100%	0 0%	0 0%	0 0%	0 0%	5.00	0.00	17	4.91	0.39	281
14 I learned a great deal in this course	9 53%	6 35%	1 6%	0 0%	1 6%	4.29	1.05	17	4.68	0.62	282
15 The course objectives were clear	12 71%	5 29%	0 0%	0 0%	0 0%	4.71	0.47	17	4.67	0.69	282
16 The grading procedures for the class were fair	11 65%	4 24%	2 12%	0 0%	0 0%	4.53	0.72	17	4.75	0.60	282
17 The text/readings were valuable in learning course content	12 71%	3 18%	1 6%	1 6%	0 0%	4.53	0.87	17	4.77	0.58	282
18 The assignments helped me learn the subject matter	12 71%	3 18%	1 6%	1 6%	0 0%	4.53	0.87	17	4.83	0.45	282
19 Tests and papers were graded and returned promptly	15 88%	2 12%	0 0%	0 0%	0 0%	4.88	0.33	17	4.59	0.75	281
20 The amount of work was appropriate for the credit received	14 82%	3 18%	0 0%	0 0%	0 0%	4.82	0.39	17	4.78	0.55	282
21 I would recommend this course to other students	14 82%	1 6%	2 12%	0 0%	0 0%	4.71	0.69	17	4.73	0.65	282



# Spring 2013 Course Evaluation Summary Report

Course: ENGL 002-020

CRN: 10404

Title: COMPOSITION & LIT II

Instructor: McAdams, James

Department: English

College: AS

QUESTIONS:	Agree Strongly (5)					Agree Somewhat (4)					Neutral (3)					Disagree Somewhat (2)					Disagree Strongly (1)					THIS COURSE: Mean, Stdev, Count			* YOUR HOME DEPT: Mean, Stdev, Count			* YOUR HOME COLL: Mean, Stdev, Count																																																																																																																																																																																																																																																																																																																																																																																																																																																																																																																																																																																																																																																																																																																																																																																																																																																																																																																																																																																																																																																																																																																																																																																																																																																																																																																																																																			



# Spring 2014 Course Evaluation Summary Report

CRN: 10402

Course: ENGL 002-019

Instructor: McAdams, James

Department: English

College: AS

Title: Composition And Literature II

QUESTIONS:	Agree Strongly (5)	Agree Somewhat (4)	Neutral (3)	Disagree Somewhat (2)	Disagree Strongly (1)	THIS COURSE: Mean, StDev, Count	YOUR HOME DEPT: Mean, StDev, Count	YOUR HOME COLL: Mean, StDev, Count
1 Overall, the instructor's teaching was effective	19 100%	0 0%	0 0%	0 0%	0 0%	5.00 0.00 19	4.65 0.70 393	4.38 0.90 6463
2 Overall the quality of the course was good	18 95%	1 5%	0 0%	0 0%	0 0%	4.95 0.23 19	4.65 0.69 394	4.37 0.89 6332
3 The instructor stated clearly what was expected of the students	14 74%	4 21%	1 5%	0 0%	0 0%	4.68 0.58 19	4.51 0.85 396	4.47 0.84 6474
4 The instructor presented the material clearly	16 84%	2 11%	1 5%	0 0%	0 0%	4.79 0.54 19	4.63 0.74 394	4.36 0.94 6460
5 The instructor gave good examples of the concepts	18 95%	1 5%	0 0%	0 0%	0 0%	4.95 0.23 19	4.70 0.69 395	4.49 0.84 6473
6 The instructor answered questions clearly and concisely	18 95%	1 5%	0 0%	0 0%	0 0%	4.95 0.23 19	4.64 0.70 395	4.38 0.94 6471
7 The instructor knew the subject well	19 100%	0 0%	0 0%	0 0%	0 0%	5.00 0.00 19	4.88 0.40 392	4.81 0.51 6470
8 The instructor was generally well prepared for the class	16 84%	3 16%	0 0%	0 0%	0 0%	4.84 0.37 19	4.77 0.55 394	4.72 0.63 6472
9 The instructor was enthusiastic about teaching	17 89%	1 5%	0 0%	1 5%	0 0%	4.79 0.71 19	4.88 0.43 394	4.68 0.68 6469
10 The instructor was helpful when students were confused	19 100%	0 0%	0 0%	0 0%	0 0%	5.00 0.00 19	4.65 0.71 394	4.42 0.92 6469
11 The instructor treated students with respect	19 100%	0 0%	0 0%	0 0%	0 0%	5.00 0.00 19	4.81 0.53 394	4.67 0.73 6469
12 Interaction between students and instructor was positive	19 100%	0 0%	0 0%	0 0%	0 0%	5.00 0.00 19	4.81 0.52 394	4.61 0.77 6474
13 The instructor was available for conferences with students	19 100%	0 0%	0 0%	0 0%	0 0%	5.00 0.00 19	4.69 0.69 393	4.52 0.81 6442
14 I learned a great deal in this course	14 74%	4 21%	1 5%	0 0%	0 0%	4.68 0.58 19	4.59 0.79 394	4.34 0.94 6315
15 The course objectives were clear	15 79%	3 16%	1 5%	0 0%	0 0%	4.74 0.56 19	4.51 0.87 394	4.42 0.88 6312
16 The grading procedures for the class were fair	16 84%	1 5%	1 5%	1 5%	0 0%	4.68 0.82 19	4.49 0.87 394	4.29 1.04 6308
17 The text/readings were valuable in learning course content	15 79%	3 16%	0 0%	0 0%	1 5%	4.63 0.96 19	4.59 0.76 394	4.17 1.10 6295
18 The assignments helped me learn the subject matter	16 84%	1 5%	1 5%	1 5%	0 0%	4.68 0.82 19	4.68 0.61 394	4.32 0.95 6297
19 Tests and papers were graded and returned promptly	19 100%	0 0%	0 0%	0 0%	0 0%	5.00 0.00 19	4.57 0.75 394	4.45 0.89 6288
20 The amount of work was appropriate for the credit received	18 95%	0 0%	1 5%	0 0%	0 0%	4.89 0.46 19	4.65 0.75 394	4.41 0.95 6310
21 I would recommend this course to other students	18 95%	1 5%	0 0%	0 0%	0 0%	4.95 0.23 19	4.60 0.83 393	4.21 1.12 6303



# Spring 2014 Course Evaluation Summary Report

Course: ENGL 002-019

CRN: 10402

Title: Composition And Literature II

Instructor: McAdams, James

Department: English

College: AS

QUESTIONS:	* * *					THIS COURSE: Mean, StDev, Count	* * *		
	Agree Strongly (5)	Agree Somewhat (4)	Neutral (3)	Disagree Somewhat (2)	Disagree Strongly (1)		YOUR HOME DEPT: Mean, StDev, Count	YOUR HOME COLL: Mean, StDev, Count	
22 Discussions clarified lecture material	0 0%	0 0%	0 0%	0 0%	0 0%	0	5.00 0.00 10	4.25 1.08 733	
23 The recitation instructor was an effective discussion leader	0 0%	0 0%	0 0%	0 0%	0 0%	0	5.00 0.00 8	4.18 1.18 713	
24 The recitation instructor was well prepared	0 0%	0 0%	0 0%	0 0%	0 0%	0	5.00 0.00 8	4.41 0.98 707	
25 The recitation instructor was able to explain the material	0 0%	0 0%	0 0%	0 0%	0 0%	0	5.00 0.00 7	4.35 1.05 702	
26 The recitation added to the overall value of the course	0 0%	0 0%	0 0%	0 0%	0 0%	0	5.00 0.00 6	4.13 1.24 702	
27 The lab clarified the lecture material	0 0%	0 0%	0 0%	0 0%	0 0%	0	5.00 0.00 4	3.98 1.10 708	
28 The lab instructor explained the labs	0 0%	0 0%	0 0%	0 0%	0 0%	0	5.00 0.00 4	4.37 0.95 705	
29 The lab instructor was helpful answering questions	0 0%	0 0%	0 0%	0 0%	0 0%	0	5.00 0.00 4	4.31 1.03 702	
30 The amount of work was appropriate for a lab	0 0%	0 0%	0 0%	0 0%	0 0%	0	5.00 0.00 4	4.01 1.14 699	
31 The lab added to the overall value of the course	0 0%	0 0%	0 0%	0 0%	0 0%	0	5.00 0.00 4	4.06 1.07 698	



# Spring 2014 Course Evaluation Summary Report

CRN: 10412

Course: ENGL 002-026

Instructor: McAdams, James

Department: English

Title: Composition And Literature II

College: AS

QUESTIONS:	Agree Strongly (5)	Agree Somewhat (4)	Neutral (3)	Disagree Somewhat (2)	Disagree Strongly (1)	THIS COURSE: Mean, StDev, Count	YOUR HOME DEPT: Mean, StDev, Count	YOUR HOME COLL: Mean, StDev, Count	*
1 Overall, the instructor's teaching was effective	7 58%	4 33%	1 8%	0 0%	0 0%	4.50 0.67 12	4.65 0.70 393	4.38 0.90 6463	*
2 Overall the quality of the course was good	9 75%	2 17%	1 8%	0 0%	0 0%	4.67 0.65 12	4.65 0.69 394	4.37 0.89 6332	*
3 The instructor stated clearly what was expected of the students	5 42%	5 42%	1 8%	1 8%	0 0%	4.17 0.94 12	4.51 0.85 396	4.47 0.84 6474	*
4 The instructor presented the material clearly	5 42%	5 42%	2 17%	0 0%	0 0%	4.25 0.75 12	4.63 0.74 394	4.36 0.94 6460	*
5 The instructor gave good examples of the concepts	7 58%	5 42%	0 0%	0 0%	0 0%	4.58 0.51 12	4.70 0.69 395	4.49 0.84 6473	*
6 The instructor answered questions clearly and concisely	10 83%	1 8%	1 8%	0 0%	0 0%	4.75 0.62 12	4.64 0.70 395	4.38 0.94 6471	*
7 The instructor knew the subject well	10 83%	2 17%	0 0%	0 0%	0 0%	4.83 0.39 12	4.88 0.40 392	4.81 0.51 6470	*
8 The instructor was generally well prepared for the class	4 33%	5 42%	2 17%	1 8%	0 0%	4.00 0.95 12	4.77 0.55 394	4.72 0.63 6472	*
9 The instructor was enthusiastic about teaching	9 75%	2 17%	1 8%	0 0%	0 0%	4.67 0.65 12	4.88 0.43 394	4.68 0.68 6469	*
10 The instructor was helpful when students were confused	11 92%	0 0%	1 8%	0 0%	0 0%	4.83 0.58 12	4.65 0.71 394	4.42 0.92 6469	*
11 The instructor treated students with respect	11 92%	1 8%	0 0%	0 0%	0 0%	4.92 0.29 12	4.81 0.53 394	4.67 0.73 6469	*
12 Interaction between students and instructor was positive	11 92%	1 8%	0 0%	0 0%	0 0%	4.92 0.29 12	4.81 0.52 394	4.61 0.77 6474	*
13 The instructor was available for conferences with students	12 100%	0 0%	0 0%	0 0%	0 0%	5.00 0.00 12	4.69 0.69 393	4.52 0.81 6442	*
14 I learned a great deal in this course	5 42%	5 42%	1 8%	1 8%	0 0%	4.17 0.94 12	4.59 0.79 394	4.34 0.94 6315	*
15 The course objectives were clear	8 67%	1 8%	2 17%	1 8%	0 0%	4.33 1.07 12	4.51 0.87 394	4.42 0.88 6312	*
16 The grading procedures for the class were fair	8 67%	1 8%	1 8%	2 17%	0 0%	4.25 1.22 12	4.49 0.87 394	4.29 1.04 6308	*
17 The text/readings were valuable in learning course content	6 50%	5 42%	0 0%	1 8%	0 0%	4.33 0.89 12	4.59 0.76 394	4.17 1.10 6295	*
18 The assignments helped me learn the subject matter	6 50%	6 50%	0 0%	0 0%	0 0%	4.50 0.52 12	4.68 0.61 394	4.32 0.95 6297	*
19 Tests and papers were graded and returned promptly	11 92%	1 8%	0 0%	0 0%	0 0%	4.92 0.29 12	4.57 0.75 394	4.45 0.89 6288	*
20 The amount of work was appropriate for the credit received	9 75%	3 25%	0 0%	0 0%	0 0%	4.75 0.45 12	4.65 0.75 394	4.41 0.95 6310	*
21 I would recommend this course to other students	9 75%	3 25%	0 0%	0 0%	0 0%	4.75 0.45 12	4.60 0.83 393	4.21 1.12 6303	*



# Spring 2014 Course Evaluation Summary Report

Course: ENGL 002-026

CRN: 10412

Title: Composition And Literature II

Instructor: McAdams, James

Department: English

College: AS

QUESTIONS:	Agree Strongly (5)	Agree Somewhat (4)	Neutral (3)	Disagree Somewhat (2)	Disagree Strongly (1)	* THIS COURSE:		* YOUR HOME DEPT:		* YOUR HOME COLL:	
						Mean, Stdev, Count		Mean, Stdev, Count		Mean, Stdev, Count	
22 Discussions clarified lecture material	0	0%	0	0%	0	0%	0	5.00 0.00 10	4.25 1.08	733	
23 The recitation instructor was an effective discussion leader	0	0%	0	0%	0	0%	0	5.00 0.00 8	4.18 1.18	713	
24 The recitation instructor was well prepared	0	0%	0	0%	0	0%	0	5.00 0.00 8	4.41 0.98	707	
25 The recitation instructor was able to explain the material	0	0%	0	0%	0	0%	0	5.00 0.00 7	4.35 1.05	702	
26 The recitation added to the overall value of the course	0	0%	0	0%	0	0%	0	5.00 0.00 6	4.13 1.24	702	
27 The lab clarified the lecture material	0	0%	0	0%	0	0%	0	5.00 0.00 4	3.98 1.10	708	
28 The lab instructor explained the labs	0	0%	0	0%	0	0%	0	5.00 0.00 4	4.37 0.95	705	
29 The lab instructor was helpful answering questions	0	0%	0	0%	0	0%	0	5.00 0.00 4	4.31 1.03	702	
30 The amount of work was appropriate for a lab	0	0%	0	0%	0	0%	0	5.00 0.00 4	4.01 1.14	699	
31 The lab added to the overall value of the course	0	0%	0	0%	0	0%	0	5.00 0.00 4	4.06 1.07	698	





# Spring 2014 Course Evaluation Summary Report

CRN: 11428

Course: ENGL 170-010

Instructor: McAdams, James

Department: English

Title: Amaranth

College: AS

QUESTIONS:	Agree Strongly (5)	Agree Somewhat (4)	Neutral (3)	Disagree Somewhat (2)	Disagree Strongly (1)	THIS COURSE: Mean, StDev, Count	* YOUR HOME DEPT: Mean, StDev, Count		YOUR HOME COLL: Mean, StDev, Count
							Mean	StDev	
1 Overall, the instructor's teaching was effective	6 100%	0 0%	0 0%	0 0%	0 0%	5.00 0.00 6	4.65	0.70	393 4.38 0.90 6463
2 Overall the quality of the course was good	6 100%	0 0%	0 0%	0 0%	0 0%	5.00 0.00 6	4.65	0.69	394 4.37 0.89 6332
3 The instructor stated clearly what was expected of the students	6 100%	0 0%	0 0%	0 0%	0 0%	5.00 0.00 6	4.51	0.85	396 4.47 0.84 6474
4 The instructor presented the material clearly	7 100%	0 0%	0 0%	0 0%	0 0%	5.00 0.00 7	4.63	0.74	394 4.36 0.94 6460
5 The instructor gave good examples of the concepts	7 100%	0 0%	0 0%	0 0%	0 0%	5.00 0.00 7	4.70	0.69	395 4.49 0.84 6473
6 The instructor answered questions clearly and concisely	7 100%	0 0%	0 0%	0 0%	0 0%	5.00 0.00 7	4.64	0.70	395 4.38 0.94 6471
7 The instructor knew the subject well	7 100%	0 0%	0 0%	0 0%	0 0%	5.00 0.00 7	4.88	0.40	392 4.81 0.51 6470
8 The instructor was generally well prepared for the class	7 100%	0 0%	0 0%	0 0%	0 0%	5.00 0.00 7	4.77	0.55	394 4.72 0.63 6472
9 The instructor was enthusiastic about teaching	7 100%	0 0%	0 0%	0 0%	0 0%	5.00 0.00 7	4.88	0.43	394 4.68 0.68 6469
10 The instructor was helpful when students were confused	7 100%	0 0%	0 0%	0 0%	0 0%	5.00 0.00 7	4.65	0.71	394 4.42 0.92 6469
11 The instructor treated students with respect	7 100%	0 0%	0 0%	0 0%	0 0%	5.00 0.00 7	4.81	0.53	394 4.67 0.73 6469
12 Interaction between students and instructor was positive	7 100%	0 0%	0 0%	0 0%	0 0%	5.00 0.00 7	4.81	0.52	394 4.61 0.77 6474
13 The instructor was available for conferences with students	7 100%	0 0%	0 0%	0 0%	0 0%	5.00 0.00 7	4.69	0.69	393 4.52 0.81 6442
14 I learned a great deal in this course	7 100%	0 0%	0 0%	0 0%	0 0%	5.00 0.00 7	4.59	0.79	394 4.34 0.94 6315
15 The course objectives were clear	7 100%	0 0%	0 0%	0 0%	0 0%	5.00 0.00 7	4.51	0.87	394 4.42 0.88 6312
16 The grading procedures for the class were fair	7 100%	0 0%	0 0%	0 0%	0 0%	5.00 0.00 7	4.49	0.87	394 4.29 1.04 6308
17 The text/readings were valuable in learning course content	7 100%	0 0%	0 0%	0 0%	0 0%	5.00 0.00 7	4.59	0.76	394 4.17 1.10 6295
18 The assignments helped me learn the subject matter	7 100%	0 0%	0 0%	0 0%	0 0%	5.00 0.00 7	4.68	0.61	394 4.32 0.95 6297
19 Tests and papers were graded and returned promptly	7 100%	0 0%	0 0%	0 0%	0 0%	5.00 0.00 7	4.57	0.75	394 4.45 0.89 6288
20 The amount of work was appropriate for the credit received	7 100%	0 0%	0 0%	0 0%	0 0%	5.00 0.00 7	4.65	0.75	394 4.41 0.95 6310
21 I would recommend this course to other students	7 100%	0 0%	0 0%	0 0%	0 0%	5.00 0.00 7	4.60	0.83	393 4.21 1.12 6303



# Spring 2014 Course Evaluation Summary Report

Course: ENGL 170-010

Instructor: McAdams, James

CRN: 11428

Department: English

Title: Amaranth

College: AS

## QUESTIONS:

	Agree Strongly (5)	Agree Somewhat (4)	Neutral (3)	Disagree Somewhat (2)	Disagree Strongly (1)	THIS COURSE: Mean, StDev, Count	* YOUR HOME DEPT: Mean, StDev, Count	* YOUR HOME COLL: Mean, StDev, Count
22 Discussions clarified lecture material	0	0	0	0	0	0	5.00 0.00 10	4.25 1.08 733
23 The recitation instructor was an effective discussion leader	0	0	0	0	0	0	5.00 0.00 8	4.18 1.18 713
24 The recitation instructor was well prepared	0	0	0	0	0	0	5.00 0.00 8	4.41 0.98 707
25 The recitation instructor was able to explain the material	0	0	0	0	0	0	5.00 0.00 7	4.35 1.05 702
26 The recitation added to the overall value of the course	0	0	0	0	0	0	5.00 0.00 6	4.13 1.24 702
27 The lab clarified the lecture material	0	0	0	0	0	0	5.00 0.00 4	3.98 1.10 708
28 The lab instructor explained the labs	0	0	0	0	0	0	5.00 0.00 4	4.37 0.95 705
29 The lab instructor was helpful answering questions	0	0	0	0	0	0	5.00 0.00 4	4.31 1.03 702
30 The amount of work was appropriate for a lab	0	0	0	0	0	0	5.00 0.00 4	4.01 1.14 699
31 The lab added to the overall value of the course	0	0	0	0	0	0	5.00 0.00 4	4.06 1.07 698



# Spring 2015 Course Evaluation Summary Report

CRN: 11428

Course: ENGL 170-010

Instructor: McAdams, James

Department: English

Title: Amaranth

College: AS

QUESTIONS:	Agree Strongly (5)	Agree Somewhat (4)	Neutral (3)	Disagree Somewhat (2)	Disagree Strongly (1)	THIS COURSE:		YOUR HOME DEPT:		YOUR HOME COLL:	
						Mean, StDev, Count	Mean, StDev, Count	Mean, StDev, Count	Mean, StDev, Count	Mean, StDev, Count	Mean, StDev, Count
1 Overall, the instructor's teaching was effective	11 92%	0 0%	1 8%	0 0%	0 0%	4.83 0.58 12	4.78 0.52 250	4.32 1.00 6009			
2 Overall the quality of the course was good	12 100%	0 0%	0 0%	0 0%	0 0%	5.00 0.00 12	4.75 0.59 250	4.35 0.97 5843			
3 The instructor stated clearly what was expected of the students	11 92%	1 8%	0 0%	0 0%	0 0%	4.92 0.29 12	4.74 0.58 252	4.45 0.90 5998			
4 The instructor presented the material clearly	11 92%	0 0%	1 8%	0 0%	0 0%	4.83 0.58 12	4.78 0.53 252	4.31 1.02 5993			
5 The instructor gave good examples of the concepts	11 92%	0 0%	1 8%	0 0%	0 0%	4.83 0.58 12	4.80 0.50 252	4.45 0.91 5985			
6 The instructor answered questions clearly and concisely	11 92%	1 8%	0 0%	0 0%	0 0%	4.92 0.29 12	4.73 0.62 252	4.38 0.96 5990			
7 The instructor knew the subject well	11 92%	1 8%	0 0%	0 0%	0 0%	4.92 0.29 12	4.93 0.27 252	4.77 0.60 5993			
8 The instructor was generally well prepared for the class	11 92%	1 8%	0 0%	0 0%	0 0%	4.92 0.29 12	4.87 0.40 251	4.67 0.72 5993			
9 The instructor was enthusiastic about teaching	11 92%	0 0%	1 8%	0 0%	0 0%	4.83 0.58 12	4.87 0.40 252	4.67 0.73 5992			
10 The instructor was helpful when students were confused	11 92%	1 8%	0 0%	0 0%	0 0%	4.92 0.29 12	4.73 0.60 252	4.42 0.95 5986			
11 The instructor treated students with respect	12 100%	0 0%	0 0%	0 0%	0 0%	5.00 0.00 12	4.85 0.51 252	4.66 0.77 5991			
12 Interaction between students and instructor was positive	11 92%	0 0%	1 8%	0 0%	0 0%	4.83 0.58 12	4.84 0.52 251	4.60 0.82 5988			
13 The instructor was available for conferences with students	11 92%	0 0%	1 8%	0 0%	0 0%	4.83 0.58 12	4.88 0.39 250	4.54 0.83 5969			
14 I learned a great deal in this course	11 92%	1 8%	0 0%	0 0%	0 0%	4.92 0.29 12	4.61 0.69 250	4.33 0.98 5823			
15 The course objectives were clear	11 92%	0 0%	1 8%	0 0%	0 0%	4.83 0.58 12	4.73 0.60 250	4.41 0.93 5822			
16 The grading procedures for the class were fair	11 92%	1 8%	0 0%	0 0%	0 0%	4.92 0.29 12	4.71 0.62 250	4.29 1.05 5812			
17 The text/readings were valuable in learning course content	12 100%	0 0%	0 0%	0 0%	0 0%	5.00 0.00 12	4.77 0.55 250	4.18 1.10 5779			
18 The assignments helped me learn the subject matter	11 92%	1 8%	0 0%	0 0%	0 0%	4.92 0.29 12	4.69 0.66 250	4.35 0.98 5797			
19 Tests and papers were graded and returned promptly	11 92%	0 0%	1 8%	0 0%	0 0%	4.83 0.58 12	4.66 0.73 250	4.47 0.89 5783			
20 The amount of work was appropriate for the credit received	12 100%	0 0%	0 0%	0 0%	0 0%	5.00 0.00 12	4.79 0.56 250	4.43 0.95 5817			
21 I would recommend this course to other students	12 100%	0 0%	0 0%	0 0%	0 0%	5.00 0.00 12	4.68 0.73 250	4.23 1.13 5817			



# Spring 2015 Course Evaluation Summary Report

Course: ENGL 170-010

Instructor: McAdams, James

CRN: 11428

Department: English

Title: Amaranth

College: AS

## QUESTIONS:

	Agree Strongly (5)	Agree Somewhat (4)	Neutral (3)	Disagree Somewhat (2)	Disagree Strongly (1)	THIS COURSE: Mean, StDev, Count	* YOUR HOME DEPT: Mean, StDev, Count	* YOUR HOME COLL: Mean, StDev, Count
22 Discussions clarified lecture material	0 0%	0 0%	0 0%	0 0%	0 0%	0 5.00 0.00 6	4.06 1.17 856	
23 The recitation instructor was an effective discussion leader	0 0%	0 0%	0 0%	0 0%	0 0%	0 5.00 0.00 6	4.04 1.23 843	
24 The recitation instructor was well prepared	0 0%	0 0%	0 0%	0 0%	0 0%	0 5.00 0.00 6	4.28 1.10 839	
25 The recitation instructor was able to explain the material	0 0%	0 0%	0 0%	0 0%	0 0%	0 5.00 0.00 6	4.17 1.14 836	
26 The recitation added to the overall value of the course	0 0%	0 0%	0 0%	0 0%	0 0%	0 5.00 0.00 6	3.95 1.34 832	
27 The lab clarified the lecture material	0 0%	0 0%	0 0%	0 0%	0 0%	0 5.00 0.00 4	3.94 1.12 796	
28 The lab instructor explained the labs	0 0%	0 0%	0 0%	0 0%	0 0%	0 5.00 0.00 3	4.37 0.95 793	
29 The lab instructor was helpful answering questions	0 0%	0 0%	0 0%	0 0%	0 0%	0 5.00 0.00 3	4.37 1.01 793	
30 The amount of work was appropriate for a lab	0 0%	0 0%	0 0%	0 0%	0 0%	0 5.00 0.00 3	4.13 1.12 794	
31 The lab added to the overall value of the course	0 0%	0 0%	0 0%	0 0%	0 0%	0 5.00 0.00 3	4.07 1.13 786	